



THE BRAKENHALE SCHOOL

High Expectations and Challenge for All

How to use Sparx Maths Homework?

What you need to do:

- Log in to Sparx Maths homework from a computer or tablet at home
- Answer the questions your teacher has set you on your compulsory homework task
- If you have tried to answer a question and you are stuck, use the videos to help you
- Always try the first attempt at each question without any help



New students

1. Go to <https://sparx.co.uk/>, Click **Log In** and choose **Student login**
2. Type in “**The Brakenhale School**” and click continue
3. Click **new user?** At the bottom of the page
4. Fill in your **Name and Date of Birth**
5. Click **submit** and choose an easy to remember password
6. Click finish

SPARX MATHS

You're logging in to Sparx at St James Easter
Not your school?

Username

Password

New user?

Fill in the details below in order to find out your Sparx username and password.

First Name:

Last Name:

Date of birth:

**You can now log in with your
username
and password.**



Your Homework

- Once logged in you will be presented with your compulsory Homework
- Click on the orange arrow next to the date and your homework tasks for the week will appear
- Homework will be set on a Friday morning and due in by 3pm the following Thursday
- XP Boost and Target homework are to be completed as an optional extra or in your Sparx lesson



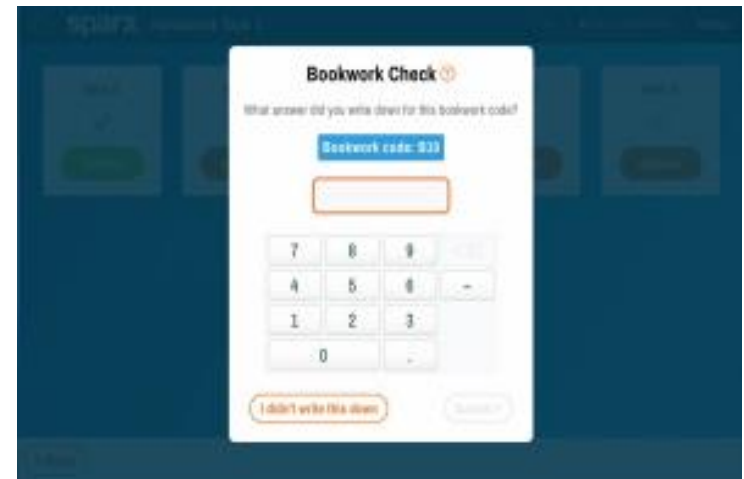


THE BRAKENHALE SCHOOL

High Expectations and Challenge for All

Bookwork Checks

- Sparx will check that you are writing down your answers
- In Bookwork check you will need to **input the answer for that bookwork code, even if you got the answer wrong**
- It is really important to write down all of your workings and your answer clearly



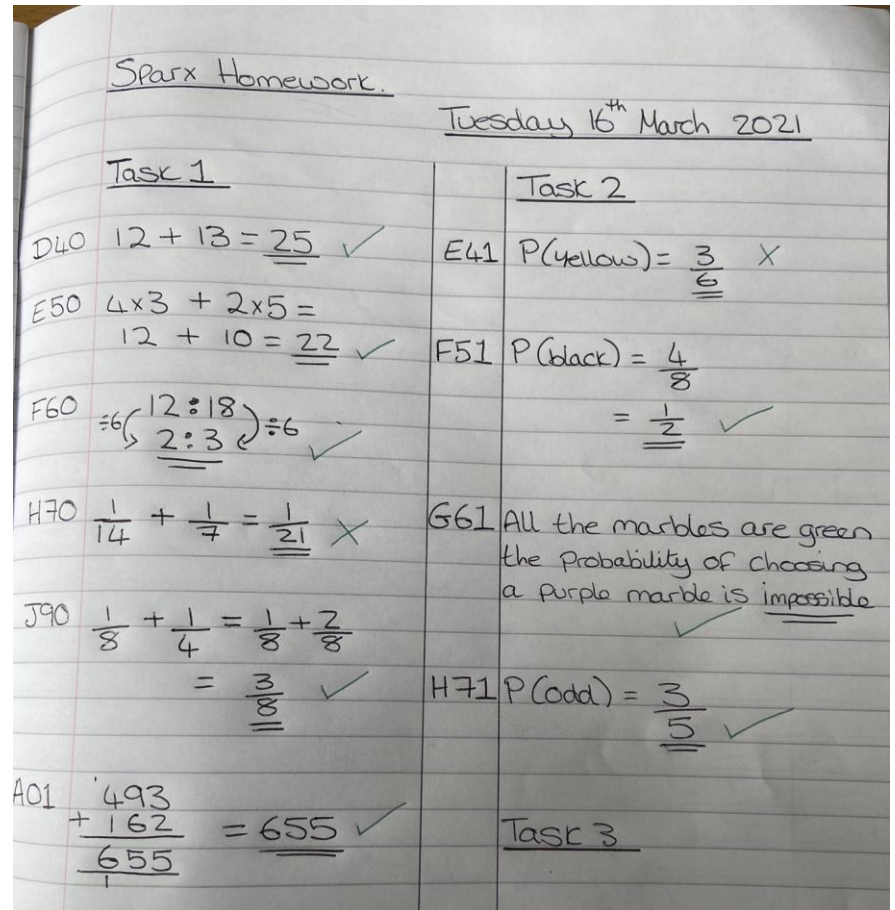
If you fail the bookwork check, **you will have to do the question again** - even if you got it right the first time!



What does good bookwork look like?

- Clear titles
- Date
- Workings out
- Answers
- Self Marked
- Bookwork codes

Please do not cross out your wrong answers. We learn from our mistakes!





Answering your questions

Please make a note of where the following locations are.

1. The Bookwork code
1. The help video
1. Where to answer the questions

sparx Homework Task 1: Item A 0 XP Y8-Demo Student 1 MENU

Bookwork code: B10 Calculator not allowed

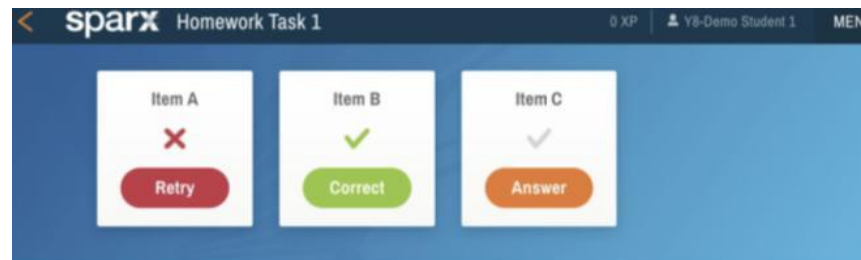
Copy and complete the calculation below. What is the answer?

< Back to task Watch video Answer >



Answering your questions

You will be able to see straight away if you have got the question right as Sparx will mark it for you.



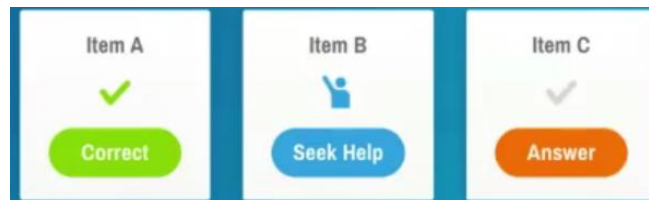
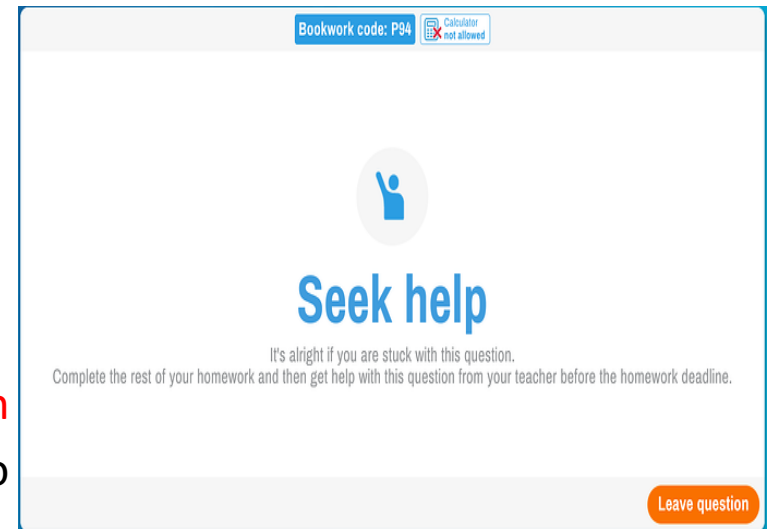
If you get a question wrong, don't worry - you can try the question again and use the videos to help you if you are stuck.

Try to always work independently and not rely on help from your family and friends as this will mean the homework will get harder each time!



Seek Help

- If you answer a question incorrectly three times, the **Seek Help** icon will automatically appear
- Please contact **your main maths teacher directly** to get additional support



Please note: You can return and re attempt the question at any time by clicking the seek help icon under the question.

Remember: All tasks must have at least one correct answer if it shows seek help and you do not attempt the question again then it will be marked as incomplete.



THE BRAKENHALE SCHOOL

High Expectations and Challenge for All

Please remember...

It is really important that your answers are **yours and yours alone.**

If someone else

- Does the work for you
- Tells you the answers without you having worked them out for yourself
- Helps you too much

You will get homework that is too hard for you!

To help the algorithm get it right for you, please do the following...

- Watch the videos
- Make the first attempt for each question yourself

After the first attempt at each question you may then seek help.



THE BRAKENHALE SCHOOL

High Expectations and Challenge for All

FAQ

Q: How do i reset my password?

A: You need to click **Forgot login details**

-This will prompt an email to your teacher to reset

-You will be notified when this is done

-You then need to click **Forgot login details** again and you will be prompted to choose a new password.

Please make this something easy to remember such as your Brakenhale email password.

Q: I am having technical issues with the system

A: Please try to get a recording or screenshot of the issue and email this with an explanation to Mrs Turner dturner@brakenhale.co.uk who will assist you further.


sparx Student Log In

You're logging in to Sparx at The Brakenhale School.

[Not your school?](#)

Username:

Password:
 [Show](#)

 [Forgot login details](#)