

Brakenhale School

Year 11 News



Friday 27th April 2018

Weekly Attendance: 94.5%

Dear Year 11

The countdown is well and truly on!

FIRST EXAM! 14th May (Computer Science)
3 WEEKS
10 SCHOOL DAYS
60 SCHOOL HOURS

Exam Season

As we enter the business end of exam season please remember that there are lots of staff to help you if you're feeling the pressure, and need someone to talk you, that it is never too late.

Learning Strategies

You have all been given a copy of 7, research led, strategies for revision. Use these whilst revising to make every revision session productive and effective.

Attendance

Please keep this high- every lesson counts! Any time spent at home with the sniffles is time not here in school, preparing you for what will happen in three weeks' time.

Revision

Mr Gibson has sent a communication to all parents and carers regarding Period 7 supervised study. This is a great opportunity for anyone who may struggle to find an appropriate study space outside of school. The main hall will be open from 4:05 p.m. until 5:30 p.m. every day. Students will work at an exam desk in silence. You must remain for the full session. If you want to avail of this opportunity, ask your parents to email Mr Gibson. They must specify if you will be attending every day or only certain days as staff will be keeping a register. Please use this opportunity!

Yearbook

Work on the yearbook has begun and the prom committee are busy collating your comments. Please email the prom comm rep from your tutor with a comment on your favourite Brakenhale memory and where you see yourself in 10 years. If you have any photos from school trips or events that you think would look good in the yearbook then please email: y11yearbook@brakenhale.co.uk. Remember, that your teachers and parents will be looking at these however! Lastly, we are running a competition for the design of the back cover of the yearbook. It must be an image that represents the school and the Year 11 cohort. We must also be able to scan it on to a computer. Entries must be given to prom comm reps by May 3rd!

As always, if you have any questions or concerns please get in touch.

Mr P Benson
Head of Year 11
pbenson@brakenhale.co.uk

Mrs A Duddy
Assistant Head of Year 11
aduddy@brakenhale.co.uk

Brakenhale School, Rectory Lane, Bracknell, Berkshire RG12 7BA
01344 423041 ~ mainreception@brakenhale.co.uk ~ www.brakenhale.co.uk

High Expectations and Challenge for All

KEY EVENTS – w/c 30th April

	<i>Tutor Programme and daily events</i>	<i>Notices</i>	<i>P6</i>
Monday	<u>Movement Studio Assembly with Mr Hartley</u>	French GCSE Speaking	Maths
Tuesday	Curriculum time in ICT Rooms		English
Wednesday	<u>Sports Hall Assembly</u>		Option B
Thursday	Tutor Time in Tutor Bases		Science
Friday	Quiz in tutor bases		Option A

Lunchtime and Period 6 detentions

Lunchtime detentions for lateness and uniform in M13/M14

Students on Period 6 to go to C15 with Mrs Duddy and Mr Benson from after school till 3:30pm

Key Dates:




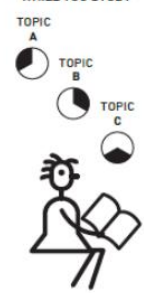


Date	Event
Tuesday 8 th May	Year 11,12,13 External Exams Start
Thursday 10 th May	Year 11 BTEC Drama Unit 1 P3 & P4 – B14
Monday 14 th May	First public examination on common timetable

Period 6 Timetable (This week is week 1)

Year 11 Study Support Programme – Year 11 17/18

	Monday	Tuesday	Wednesday	Thursday	Friday
Week 1	Maths	English	Option B	Science	Option C
Week 2	Maths	English	Option D	Science	Option A

Learning Strategies

<p>LEARN TO STUDY USING...</p> <p>Spaced Practice</p> <p>SPACE OUT YOUR STUDYING OVER TIME</p> <p>1 TESTING 2 SPACING 3 SKETCHING</p>  <p>TRY IT NOW</p> <p>Think of a topic you read about a few chapters back. What were the main ideas?</p> <p>learningscientists.org</p>	<p>LEARN TO STUDY USING...</p> <p>Retrieval Practice</p> <p>PRACTICE BRINGING INFORMATION TO MIND</p>  <p>TRY IT NOW</p> <p>Close your book, and write down as much as you can from memory.</p> <p>learningscientists.org</p>	<p>LEARN TO STUDY USING...</p> <p>Elaboration</p> <p>EXPLAIN AND DESCRIBE IDEAS WITH DETAILS</p>  <p>TRY IT NOW</p> <p>Close the book and think about how what you just read connects to something you already know.</p> <p>learningscientists.org</p>	<p>LEARN TO STUDY USING...</p> <p>Interleaving</p> <p>SWITCH BETWEEN IDEAS WHILE YOU STUDY</p>  <p>TRY IT NOW</p> <p>OK, you've read enough about this topic. Why don't you try to answer some questions about a different topic for a bit?</p> <p>learningscientists.org</p>	<p>LEARN TO STUDY USING...</p> <p>Concrete Examples</p> <p>USE SPECIFIC EXAMPLES TO UNDERSTAND ABSTRACT IDEAS</p>  <p>TRY IT NOW</p> <p>Look around you: Can you find an example related to the idea you were just reading about?</p> <p>learningscientists.org</p>	<p>LEARN TO STUDY USING...</p> <p>Dual Coding</p> <p>COMBINE WORDS AND VISUALS</p>  <p>TRY IT NOW</p> <p>Now that you have read a bit, close the book and draw a visual that incorporates the main ideas.</p> <p>learningscientists.org</p>
--	---	--	---	---	---